

ENERGY POWER

MARKETED BY




1800 Roswell Road, Suite #2200
Marietta, GA 30062
1-888-823-0954

www.energybattery.com

EP-SLA6-12T2

6V 12 AMP HR



SEALED RECHARGEABLE BATTERY



FEATURES:

- Superior performance with Absorbent Glass Mat (AGM) technology
- Safe operation with valve regulated, spill proof construction
- Unrivalled performance of delivered energy of any battery in its class
- UL Certified under file # MH47790
- Rugged impact resistant ABS case and cover
- Ease of movement with integrated ABS carrying handles
- Approved for transport by air. D.O.T., I.A.T.A., F.A.A. and C.A.B. certified

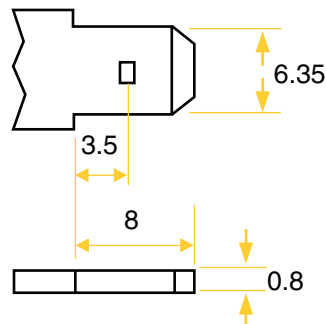
To ensure safe and efficient operations please refer to www.energybattery.com. All specifications subject to change without notice.

TERMINALS (mm):

T2

Copper sheet(curved)

Tolerance +/- 0.1mm. All data subject to change without notice.



PHYSICAL DIMENSIONS:

	inches	mm
L:	5.94	151
W:	2.01	51
H:	3.70	94
HT:	3.94	100

Tolerance +/- 2mm. All data subject to change without notice.

PERFORMANCE SPECIFICATIONS:

Nominal Voltage6 Volts(3 cells)

Nominal Capacity (77° F (25° C))

20-hr. (0.60 A) 12.0 Ah
 10-hr. (1.12 A) 11.16 Ah
 5-hr. (2.04 A) 10.20Ah
 1-hr. (7.2 A) 7.20 Ah

Approximate Weight3.97 lbs (1.80 kgs)

Internal Resistance (approx.).....20 milliohms

Capacity Affected by Temperature (at 20 hour rate)

40°C 102%
 25°C 100%
 0°C 85%
 -15°C 65%

Self-discharge (remaining capacity % at 25°C)

3 months 91%
 6 months 82%
 12 months 64%

Charge Method (constant voltage at 25°C)

Cycle Use

Initial current less than 4.8A, Control Voltage 7.25 - 7.45 V

Stand by Use

Initial current less than 1.8A, Control Voltage 6.8 - 6.9 V

Case ABS Plastic

CHARGING:

Cycle Applications: Limit initial current to 3.60A. Charge until battery voltage (under charge) reaches 7.2 to 7.35 volts at 68°F (20°C). Hold at 7.2 to 7.35 volts until current drops to under 120mA. Battery is fully charged under these conditions, and charger should be disconnected or switched to “float” voltage.

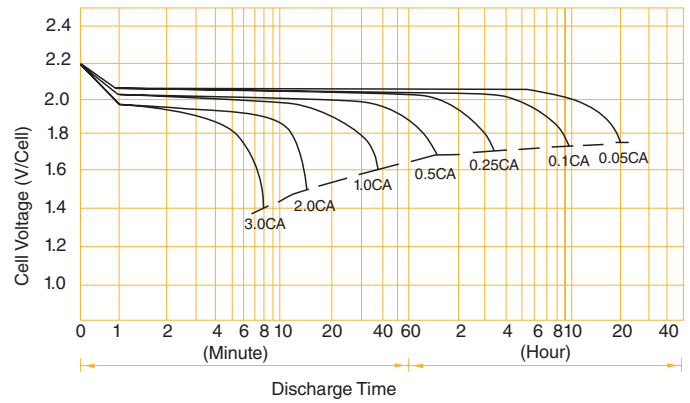
“Float” or “Stand-By” Service: Hold battery across constant voltage source of 6.75 to 6.90 volts continuously. When held at this voltage, the battery will seek its own current level and maintain itself in a fully charged condition.

Note: Due to the self-discharge characteristics of this type of battery, it is imperative that they be charged within 6 months of storage, otherwise permanent loss of capacity might occur as a result of sulfation.

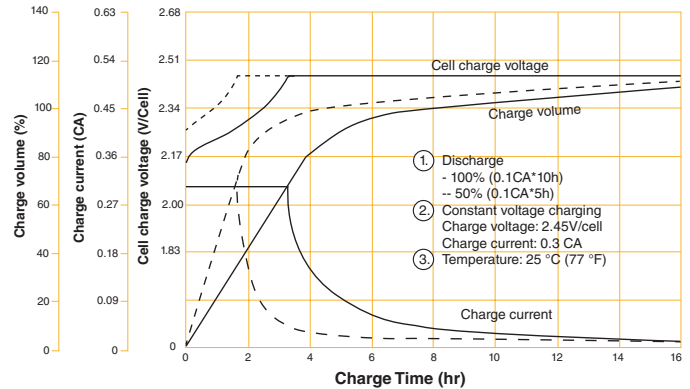
BATTERY CHARGE CHARACTERISTICS FOR CYCLE USE & STAND-BY USE

Application	Charging method	Charge voltage at 25° (V/cell)	Temperature compensation coefficient of charging voltage (mV/°C-cell)	Max. charging current (CA)	Charging time 0.1CA, 25°C(h)		Temp (°C)
					100% DOD	50% DOD	
For standby power source	Constant voltage charging (with current restriction)	2.25~2.30	-3	0.15	24	20	0~40°C (32~104°F)
For cycle service		2.40~2.50	-4	0.40	16	10	

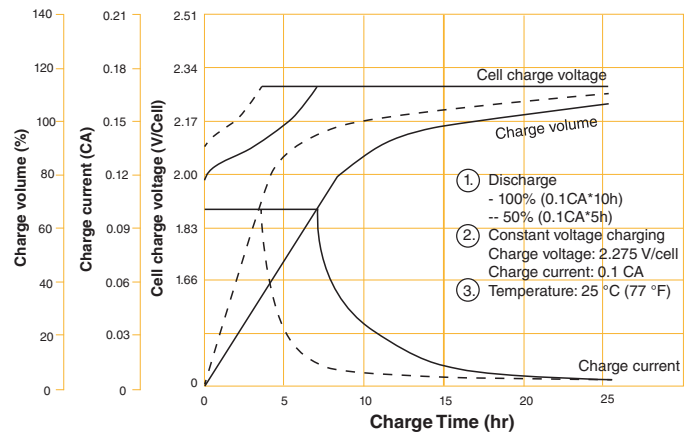
BATTERY DISCHARGE CHARACTERISTICS



BATTERY CHARGING CHARACTERISTICS FOR CYCLIC USE



BATTERY CHARGING CHARACTERISTICS FOR STANDBY USE



MARKETED BY



1800 Roswell Road, Suite #2200, Marietta, GA 30062
 1-888-823-0954 • www.energybattery.com

1800 Roswell Road, Suite #2200, Marietta, GA 30062
 1-888-823-0954 • www.energybattery.com