

# ENERGY POWER



MARKETED BY  
1800 Roswell Road, Suite #2200  
Marietta, GA 30062  
1-888-823-0954

[www.energybattery.com](http://www.energybattery.com)

## EP-SLA12-7T2

12V 7 AMP HR



**SEALED RECHARGEABLE BATTERY**



### FEATURES:

- Superior performance with Absorbent Glass Mat (AGM) technology
- Safe operation with valve regulated, spill proof construction
- Unrivalled performance of delivered energy of any battery in its class
- UL Certified under file # MH47790
- Rugged impact resistant ABS case and cover
- Ease of movement with integrated ABS carrying handles
- Approved for transport by air. D.O.T., I.A.T.A., F.A.A. and C.A.B. certified

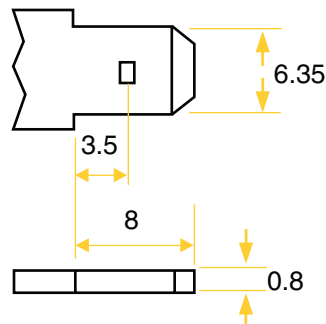
*To ensure safe and efficient operations please refer to [www.energybattery.com](http://www.energybattery.com). All specifications subject to change without notice.*

### TERMINALS (mm):

**T2**

Copper sheet(curved)

*Tolerance +/- 0.1mm. All data subject to change without notice.*



### PHYSICAL DIMENSIONS:

	inches	mm
<b>L:</b>	5.94	151
<b>W:</b>	2.56	65
<b>H:</b>	3.70	94
<b>HT:</b>	3.94	100

*Tolerance +/- 2mm. All data subject to change without notice.*

# PERFORMANCE SPECIFICATIONS:

**Nominal Voltage** ..... 12 Volts(6 cells)

**Nominal Capacity (77° F (25° C))**

20-hr. (0.35 A) ..... 7.0 Ah

10-hr. (0.65 A) ..... 6.51 Ah

5-hr. (1.19 A) ..... 5.95Ah

1-hr. (4.2 A) ..... 4.20 Ah

**Approximate Weight** ..... 4.41 lbs (2.00 kgs)

**Internal Resistance (approx.)**.....30 milliohms

**Capacity Affected by Temperature (at 20 hour rate)**

40°C ..... 102%

25°C ..... 100%

0°C ..... 85%

-15°C ..... 65%

**Self-discharge (remaining capacity % at 25°C)**

3 months ..... 91%

6 months ..... 82%

12 months ..... 64%

**Charge Method (constant voltage at 25°C)**

**Cycle Use**  
Initial current less than 2.8A, Control Voltage 14.5 - 14.9 V

**Stand by Use**  
Initial current less than 1.05A, Control Voltage 13.6 - 13.8 V

**Case** ..... ABS Plastic

# CHARGING:

**Cycle Applications:** Limit initial current to 2.10A. Charge until battery voltage (under charge) reaches 14.4 to 14.7 volts at 68°F (20°C). Hold at 14.4 to 14.7 volts until current drops to under 70mA. Battery is fully charged under these conditions, and charger should be disconnected or switched to “float” voltage.

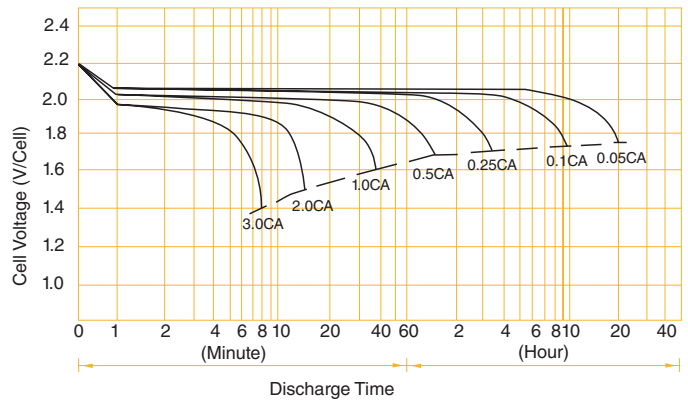
**“Float” or “Stand-By” Service:** Hold battery across constant voltage source of 13.5 to 13.8 volts continuously. When held at this voltage, the battery will seek its own current level and maintain itself in a fully charged condition.

*Note: Due to the self-discharge characteristics of this type of battery, it is imperative that they be charged within 6 months of storage, otherwise permanent loss of capacity might occur as a result of sulfation.*

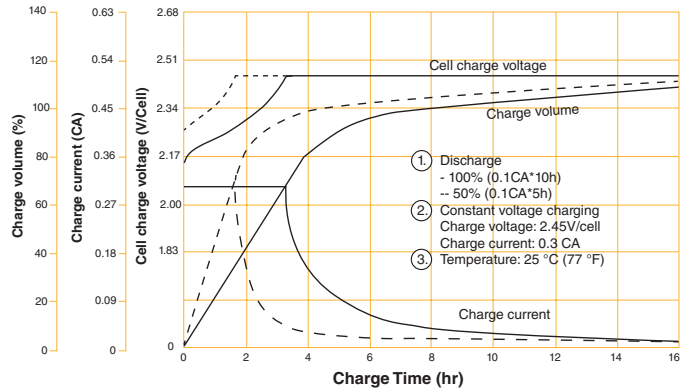
## BATTERY CHARGE CHARACTERISTICS FOR CYCLE USE & STAND-BY USE

Application	Charging method	Charge voltage at 25° (V/cell)	Temperature compensation coefficient of charging voltage (mV/°C-cell)	Max. charging current (CA)	Charging time 0.1CA, 25°C(h)		Temp (°C)
					100% DOD	50% DOD	
For standby power source	Constant voltage charging (with current restriction)	2.25~2.30	-3	0.15	24	20	0~40°C (32~104°F)
For cycle service		2.40~2.50	-4	0.40	16	10	

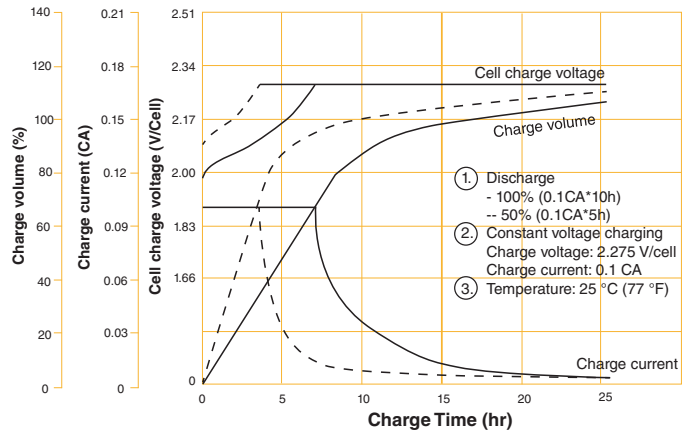
## BATTERY DISCHARGE CHARACTERISTICS



## BATTERY CHARGING CHARACTERISTICS FOR CYCLIC USE



## BATTERY CHARGING CHARACTERISTICS FOR STANDBY USE



MARKETED BY



1800 Roswell Road, Suite #2200, Marietta, GA 30062  
1-888-823-0954 • www.energybattery.com

1800 Roswell Road, Suite #2200, Marietta, GA 30062  
1-888-823-0954 • www.energybattery.com