

ENERGY POWER



MARKETED BY

1800 Roswell Road, Suite #2200
Marietta, GA 30062
1-888-823-0954

www.energybattery.com

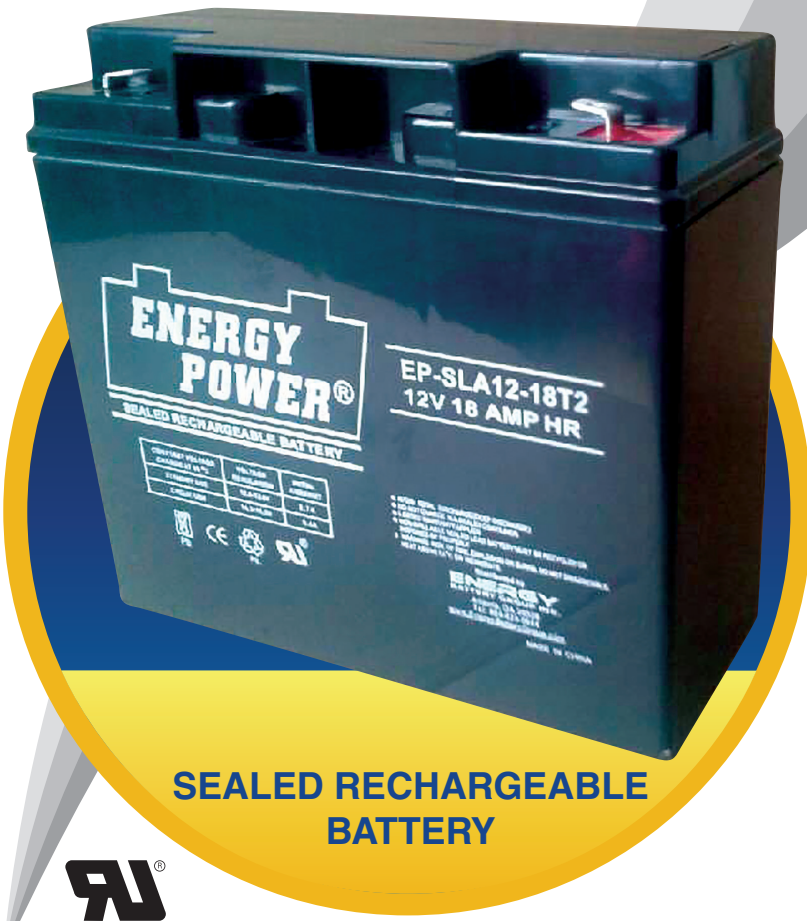
EP-SLA12-18T2

12V 18 AMP HR

FEATURES:

- Superior performance with Absorbent Glass Mat (AGM) technology
- Safe operation with valve regulated, spill proof construction
- Unrivalled performance of delivered energy of any battery in its class
- UL Certified under file # MH47790
- Rugged impact resistant ABS case and cover
- Ease of movement with integrated ABS carrying handles
- Approved for transport by air. D.O.T., I.A.T.A., F.A.A. and C.A.B. certified

To ensure safe and efficient operations please refer to www.energybattery.com. All specifications subject to change without notice.



SEALED RECHARGEABLE BATTERY

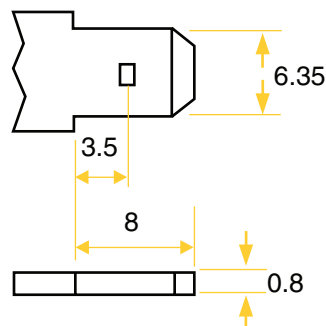


TERMINALS (mm):

T2

Copper sheet(curved)

Tolerance +/- 0.1mm. All data subject to change without notice.



PHYSICAL DIMENSIONS:

| | inches | mm |
|------------|--------|-----|
| L: | 7.13 | 181 |
| W: | 3.03 | 77 |
| H: | 6.57 | 167 |
| HT: | 6.57 | 167 |

Tolerance +/- 2mm. All data subject to change without notice.

PERFORMANCE SPECIFICATIONS:

Nominal Voltage 12 Volts(6 cells)

Nominal Capacity (77° F (25° C))

20-hr. (0.90 A) 18.0 Ah
 10-hr. (1.67 A) 16.74 Ah
 5-hr. (3.06 A) 15.30Ah
 1-hr. (10.8 A) 10.80 Ah

Approximate Weight 11.46 lbs (5.20 kgs)

Internal Resistance (approx.) 15 milliohms

Capacity Affected by Temperature (at 20 hour rate)

40°C 102%
 25°C 100%
 0°C 85%
 -15°C 65%

Self-discharge (remaining capacity % at 25°C)

3 months 91%
 6 months 82%
 12 months 64%

Charge Method (constant voltage at 25°C)

Cycle Use

Initial current less than 7.2A, Control Voltage 14.5 - 14.9 V

Stand by Use

Initial current less than 2.7A, Control Voltage 13.6 - 13.8 V

Case ABS Plastic

CHARGING:

Cycle Applications: Limit initial current to 5.40A. Charge until battery voltage (under charge) reaches 14.4 to 14.7 volts at 68°F (20°C). Hold at 14.4 to 14.7 volts until current drops to under 180mA. Battery is fully charged under these conditions, and charger should be disconnected or switched to “float” voltage.

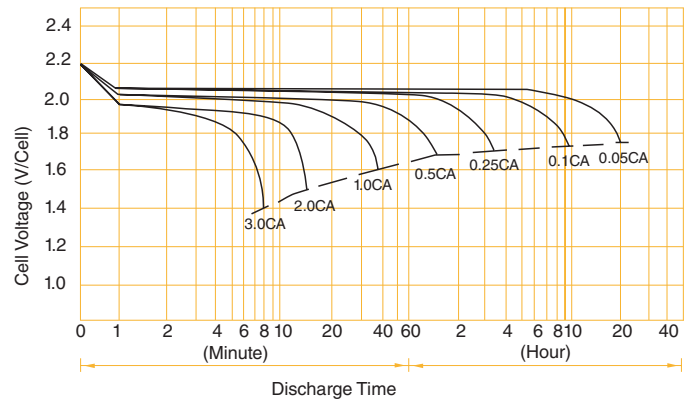
“Float” or “Stand-By” Service: Hold battery across constant voltage source of 13.5 to 13.8 volts continuously. When held at this voltage, the battery will seek its own current level and maintain itself in a fully charged condition.

Note: Due to the self-discharge characteristics of this type of battery, it is imperative that they be charged within 6 months of storage, otherwise permanent loss of capacity might occur as a result of sulfation.

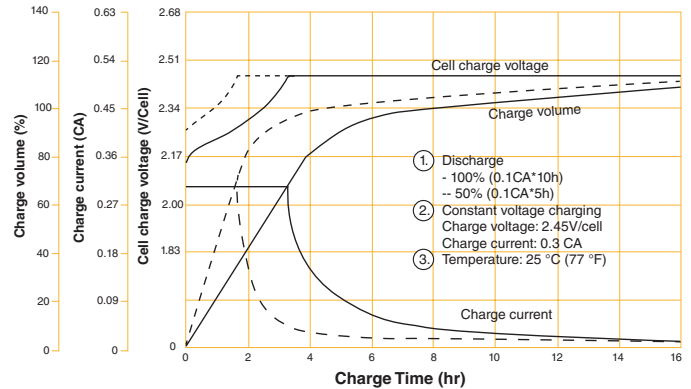
BATTERY CHARGE CHARACTERISTICS FOR CYCLE USE & STAND-BY USE

| Application | Charging method | Charge voltage at 25° (V/cell) | Temperature compensation coefficient of charging voltage (mV/°C-cell) | Max. charging current (CA) | Charging time 0.1CA, 25°C(h) | | Temp (°C) |
|--------------------------|--|--------------------------------|---|----------------------------|------------------------------|---------|-------------------|
| | | | | | 100% DOD | 50% DOD | |
| For standby power source | Constant voltage charging (with current restriction) | 2.25~2.30 | -3 | 0.15 | 24 | 20 | 0~40°C (32~104°F) |
| For cycle service | | 2.40~2.50 | -4 | 0.40 | 16 | 10 | |

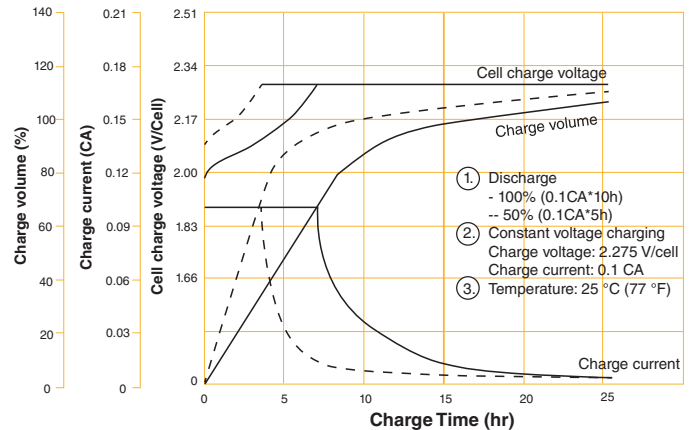
BATTERY DISCHARGE CHARACTERISTICS



BATTERY CHARGING CHARACTERISTICS FOR CYCLIC USE



BATTERY CHARGING CHARACTERISTICS FOR STANDBY USE



MARKETED BY



ENERGY BATTERY GROUP INC.

1800 Roswell Road, Suite #2200, Marietta, GA 30062
 1-888-823-0954 • www.energybattery.com