

ENERGY POWER



MARKETED BY

1800 Roswell Road
Marietta, GA 30062
1-888-823-0954

www.energybattery.com

EP-SLA12-12B1 12V 12 AMP

FEATURES:

- Superior performance with Absorbent Glass Mat (AGM) technology
- Safe operation with valve regulated, spill proof construction
- Power/volume ratio yielding unrivaled energy density
- Rugged impact resistant ABS case and cover
- Ease of movement with integrated ABS carrying handles
- Approved for transport by air. D.O.T., I.A.T.A., F.A.A. and C.A.B. certified

To ensure safe and efficient operations please refer to www.energybattery.com. All specifications subject to change without notice.



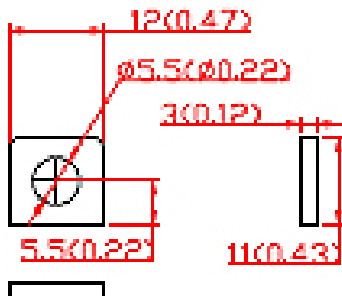
SEALED RECHARGEABLE BATTERY

TERMINALS:

F3

Copper Fastener

Tolerance +/- 0.1mm. All data subject to change without notice.



PHYSICAL DIMENSIONS:

	inches	mm
L:	5.94	151
W:	3.88	98.5
H:	3.74	95
HT:	4.17	106

Tolerance +/- 2mm. All data subject to change without notice.

PERFORMANCE SPECIFICATIONS:

Nominal Voltage 12 volts

Nominal Capacity 77° F (25° C)

20 Hour rate F.V.(1.75V/cell) (0.6A to 10.5volts) 12.0 Ah

10 Hour rate F.V.(1.75V/cell) (1.14A to 10.5volts) 11.4 Ah

5 Hour rate F.V.(1.75V/cell) (2.04A to 10.5volts) 10.2 Ah

3 Hour rate F.V.(1.75V/cell) (3.0A to 10.5volts) 9.0 Ah

Approximate Weight 8.05 lbs (3.65 kgs)

Expected Life for Standby Use (at 20°C) 3-5 years

Capacity Affected by Temperature (at 20 hour rate)

40°C 102%

25°C 100%

0°C 85%

-15°C 65%

Self-discharge (at 25°C)

3 months 91%

6 months 82%

12 months 64%

Charge Method (constant voltage at 20°C)

Cycle Use

Initial current less than 3.6A Control Voltage 14.5 - 14.9 V

Stand by Use

Initial current less than 1.8A Control Voltage 13.6 - 13.8 V

CHARGING:

Cycle Applications: Limit initial current to 3.6A. Charge until battery voltage (under charge) reaches 14.5 to 14.9 volts at 68°F (20°C). Hold at 14.5 to 14.9 volts until current drops to under 36mA. Battery is fully charged under these conditions, and charger should be disconnected or switched to “float” voltage.

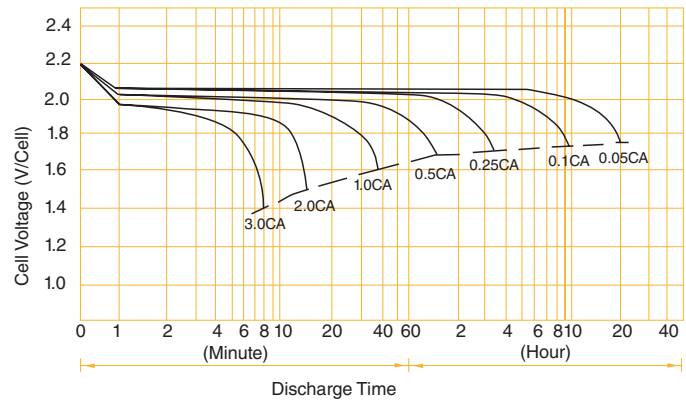
“Float” or “Stand-By” Service: Hold battery across constant voltage source of 13.6 to 13.9 volts continuously. When held at this voltage, the battery will seek its own current level and maintain itself in a fully charged condition.

Note: Due to the self-discharge characteristics of this type of battery, it is imperative that they be charged within 6 months of storage, otherwise permanent loss of capacity might occur as a result of sulfation.

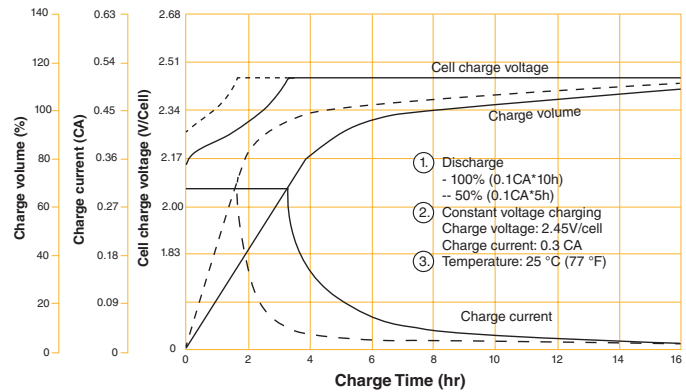
BATTERY CHARGE CHARACTERISTICS FOR CYCLE USE & STAND-BY USE

Application	Charging method	Charge voltage at 25° (V/cell)	Temperature compensation coefficient of charging voltage (mV/°C-cell)	Max. charging current (CA)	Charging time 0.1CA, 25°C(h)		Temp (°C)
					100% DOD	50% DOD	
For standby power source	Constant voltage charging (with current restriction)	2.25~2.30	-3	0.25	24	20	0~40°C (32~104°F)
For cycle service		2.40~2.50	-4	0.25	16	10	

BATTERY DISCHARGE CHARACTERISTICS



BATTERY CHARGING CHARACTERISTICS FOR CYCLIC USE



BATTERY CHARGING CHARACTERISTICS FOR STANDBY USE

